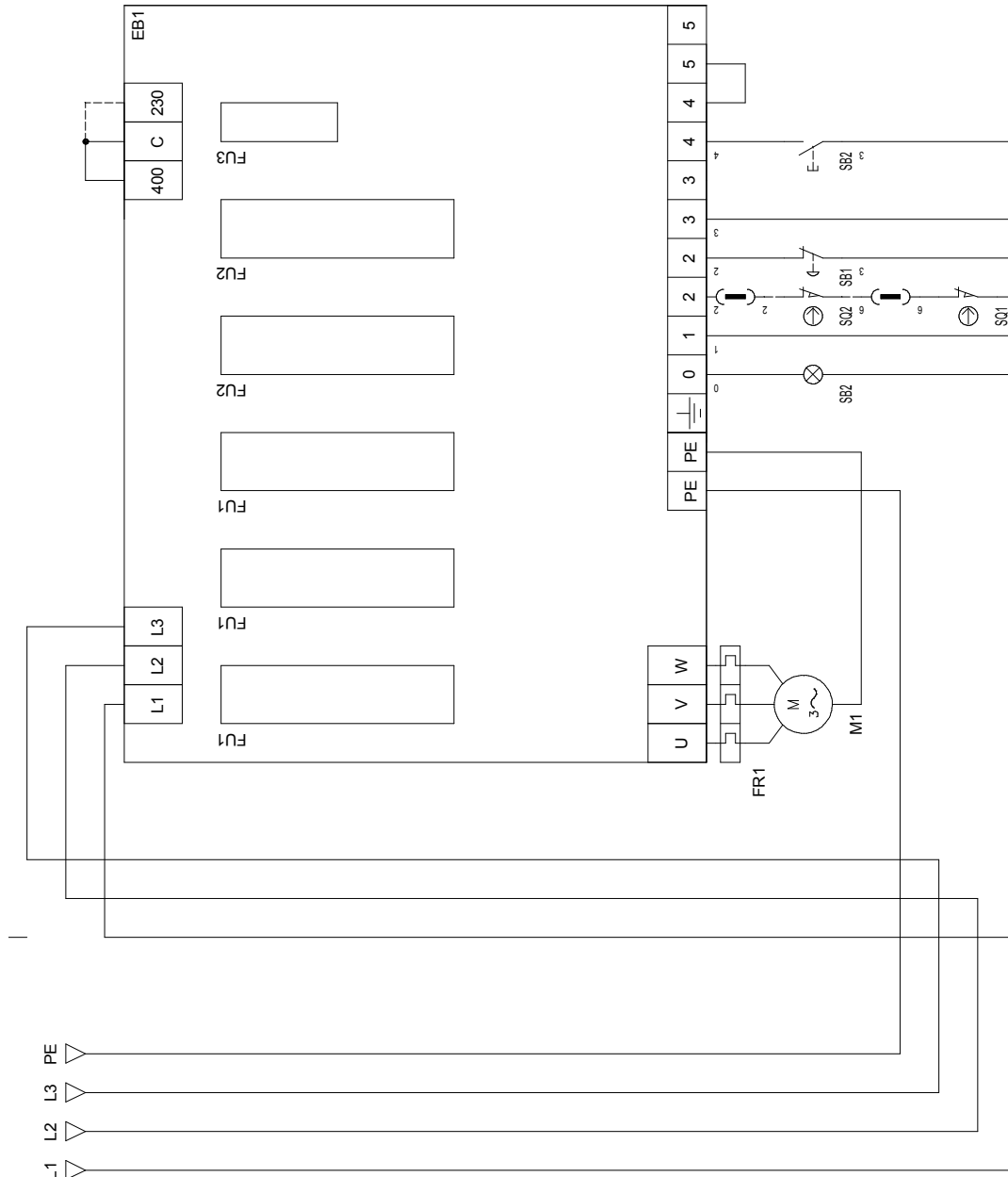


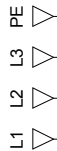
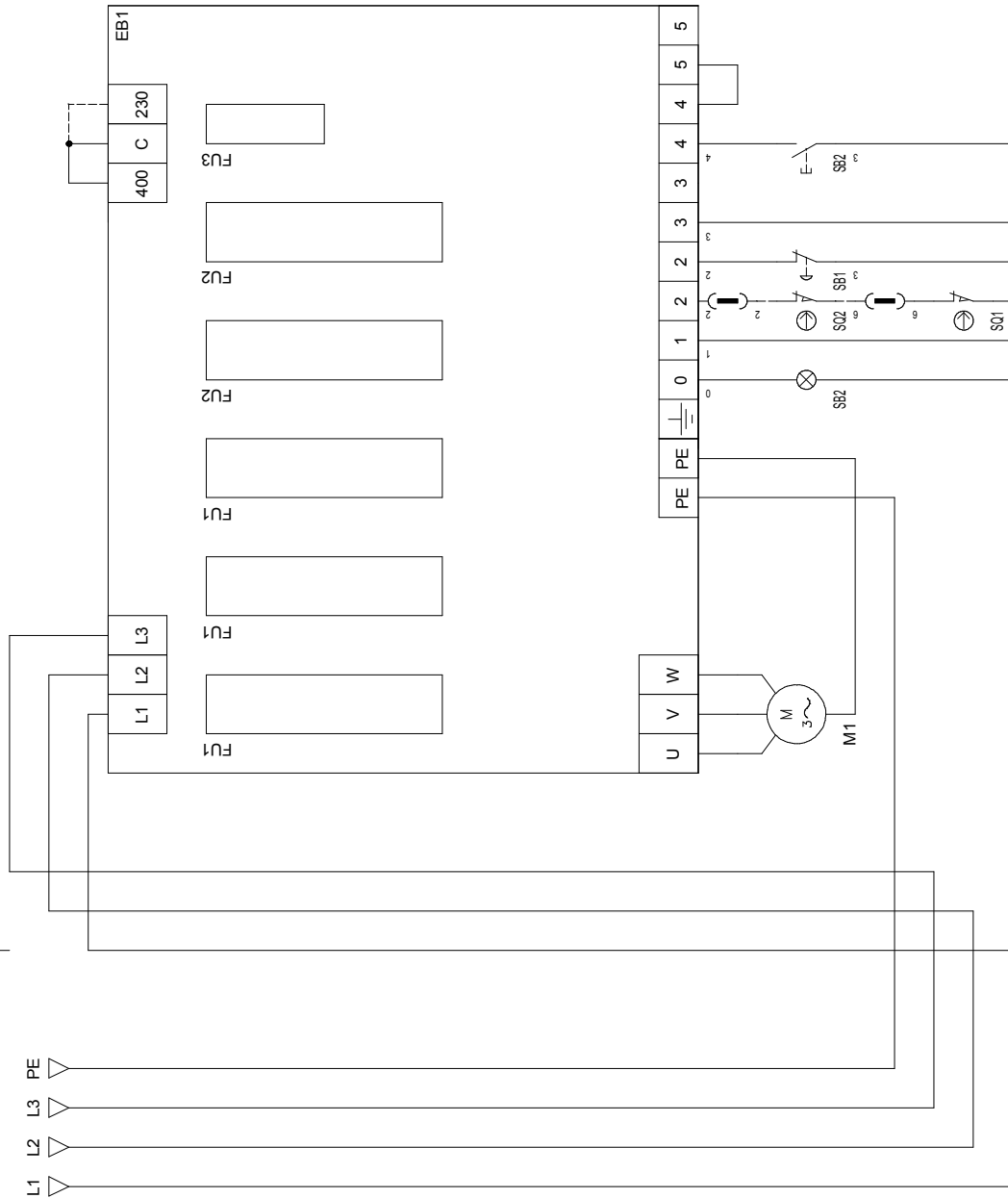
# WIRING DIAGRAM CE



SIGLA	DESCRIZIONE	TIPO
EB1	Scheda elettronica	SA0901.0
FR1	Relè	SCHNEIDER ELECTRIC LR2K0310
FU1	Fusibili	OMEGA FUSIBILI GF632310
FU2	Fusibili	OMEGA FUSIBILI GT632112
FU3	Fusibile	OMEGA FUSIBILI CF520150
SB1	Pulsante	SCHNEIDER ELECTRIC ZB5AZ102
SB2	Corpo contatti	SCHNEIDER ELECTRIC ZB5AS844
	Pulsante	SCHNEIDER ELECTRIC ZB5AW33
SQ1	Corpo pulsante	SCHNEIDER ELECTRIC ZB5AW0B31
	Microinterruttore	SCHNEIDER ELECTRIC XCKN2102G11
SQ2	Microinterruttore	LOVATO ELECTRIC PLNA1AY (opzionale)

MADE IN ITALY

# WIRING DIAGRAM ECO



SIGLA	DESCRIZIONE	TIPO
EB1	Scheda elettronica	SA0901.0
FU1	Fusibili	OMEGA FUSIBILI GF632310
FU2	Fusibili	OMEGA FUSIBILI GT632112
FU3	Fusibile	OMEGA FUSIBILI CF520150
SB1	Pulsante	SCHNEIDER ELECTRIC ZB5AZ102
	Corpo contatti	SCHNEIDER ELECTRIC ZB5AS844
SB2	Pulsante	SCHNEIDER ELECTRIC ZB5AW33
	Corpo pulsante	SCHNEIDER ELECTRIC ZB5AW0B31
SQ1	Microinterruttore	SCHNEIDER ELECTRIC XCKN2102G11
SQ2	Microinterruttore	LOVATO ELECTRIC PLNA1AY (opzionale)